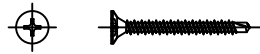
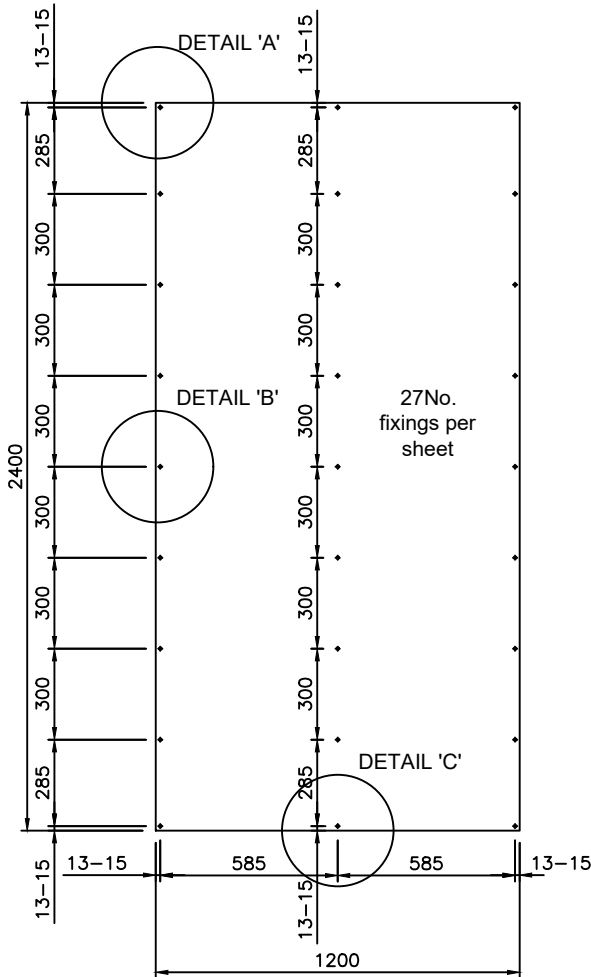
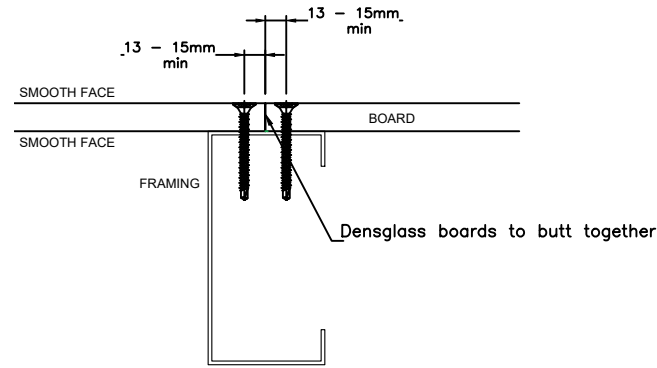


FOR FIXING INTO METAL FRAMING
RCM WHX SCREW 4.2mm x 32mm

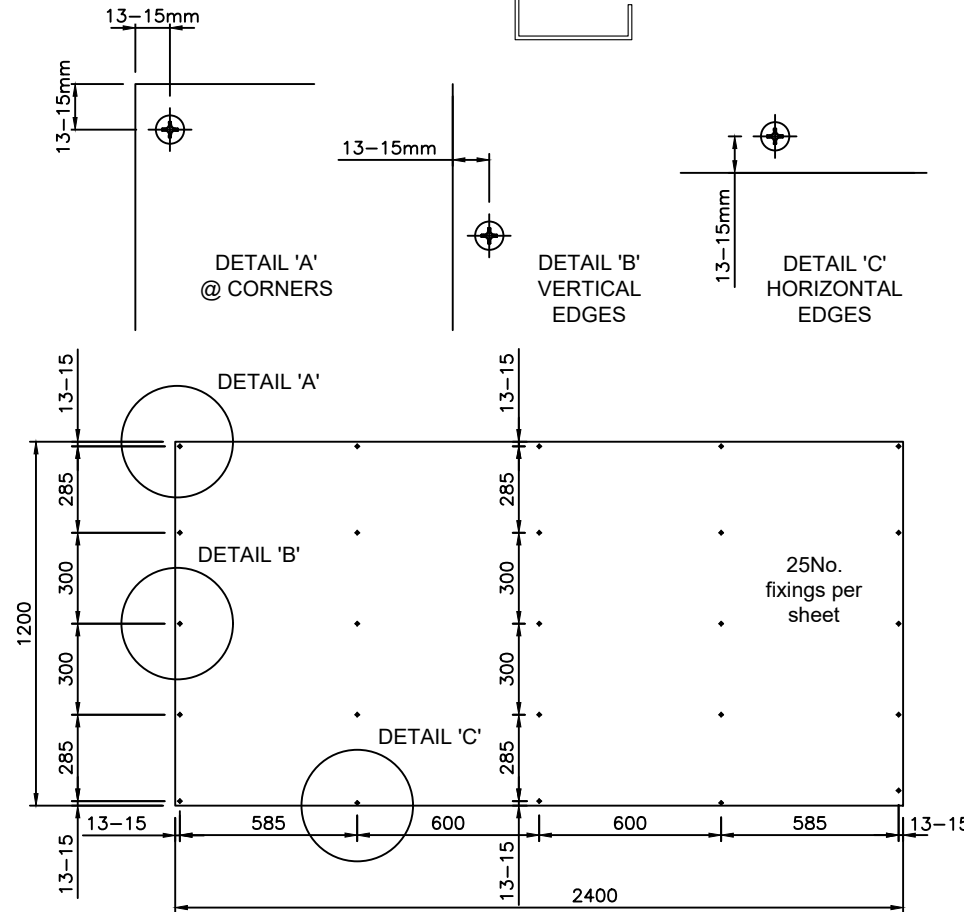


FOR FIXING INTO TIMBER FRAMING
RCM WHX SCREW 4.2mm x 42mm

ALL JOINTS



27No. fixings per sheet



25No. fixings per sheet

RCM - DENSGLOSS TYPICAL FIXING DETAILS

MINIMUM EDGE DISTANCE 13-15mm

REV	NOTE	DATE	BY
001	First Release	February 19/09/19	SPE
002	SCREW ADDITION	12/20	SPE
003	Internal Update	10/02/21	DJP
004	Clarification of fixing edge distance		DM

PROJECT:
RCM

DRAWING ID:
ST109-004

DESCRIPTION:
DENSGLOSS TYPICAL FIXING DETAILS

DETAIL:

DRAWN: SPE	CHECKED: JB	DATE: 10/02/2021
---------------	----------------	---------------------

SCALE: NTS	SIZE: A4	SHEET: NTS
---------------	-------------	---------------



Unit 25 - 26
Rosevale Rd
Parkhouse Ind Est West,
Newcastle-under-Lyme,
Staffordshire,
ST5 7JF
Telephone: 0800 612 4662
Email: info@rcmtd.biz

All performance data & systems specifications are for systems constructed with materials & components as shown. The inclusion or substitution of any other manufacturer's materials or components invalidates both test data, system performance and compliance with CDM 2015. The information is provided and based upon details received which are assumed to include all the relevant facts and data. While it is believed to be correct, we accept no liability for its accuracy, adequacy or completeness. Recipient must satisfy themselves as to its suitability as we do not accept responsibility for any claims or consequential loss. Acceptance of the content and subsequent design changes that affect the detail which we are not informed of in a written format will void the detail. None of the content may be copied without the prior approval from the Benx Group Technical Services Department. This statement should be read in conjunction with the standard terms and conditions of Benx Group.